



# SIMPLE TRUCK ELD WEB USER MANUAL

# CONTENTS

<b>1. Registration</b> .....	3
<b>1.1 Login</b> .....	4
<b>2. Dashboard</b> .....	5
<b>3. Setting Details</b> .....	5
<b>3.1 Edit Profile</b> .....	5
<b>3.2 ELD Settings</b> .....	6
<b>3.3 DVIR Accessories</b> .....	7
<b>4. ELD</b> .....	7
<b>4.1 My ELD</b> .....	7
<b>4.2 My Accessories</b> .....	8
<b>5. My Driver</b> .....	9
<b>5.1 Add Driver</b> .....	9
<b>6 My Trips</b> .....	11
<b>6.1 My Fleet</b> .....	11
<b>6.2 My Loads</b> .....	11
<b>6.3. My Shipper</b> .....	13
<b>7. Reports</b> .....	15
<b>7.1 Driver Logs</b> .....	15
<b>7.2 Trip Sheets</b> .....	15
<b>7.3 Track VIN Location</b> .....	16
<b>7.4 Event Latitude &amp; Longitude Details</b> .....	17
<b>7.5 DVIR – Report</b> .....	17

## 1. Registration

- Type in <https://simpletruckeld.com/>
- On the top right click blue button "Register here"
- Enter the mandatory field needed for registration as seen below.

### Registration

**Individuals / Companies**
 **CPAs / Resellers**

- Register as an Individuals or CPA's

#### Company Details

**Company Name\*** 
**DOT Number**

**Address\*** 
**Country\*** 
**State\***

**City\*** 
**Zip Code\***

**Mobile** 
**Phone**

Ensure that your mobile number is valid


### Account Details

**Email\***  
 **Confirm Email\***

**Password\***  
 **Confirm Password\***

**No. of ELD**

**Make**  **Model**  **No of Trucks**  +

**Captcha Code\***  
 

I agree the [Terms and Services](#)


Cancel Create Account


- Fill out the form
- Type exactly same way verification code/captcha code(right hand side mix of alphabets and numbers)
- Agree on terms on condition
- Click on green option tab to "Create an account"

## 1.1 Login

- Log in to account by using above given email address and password

### Log-in

cv.vijay@triesten.com 



[Forgot Password](#)

Close
Login

## 2. Dashboard

- In Dashboard page, it shows your Business name at top right and below on that shows your profile, Driver details, Driver Logs, ELDs and Trip Details.
- ELD dashboard has no of ELD's purchased, driver details and load details.
- Driver Log's chart display is available.

## 3. Setting Details

In setting details you can edit your business profile, ELD settings and DVIR Accessories list details.

### 3.1 Edit Profile

- By clicking on edit profile option on the left-hand side company details can be edited (If needed).

- Dashboard
- Settings
  - Edit Profile
  - ELD Settings
  - DVIR Accessories
- ELDs
  - My ELDs
  - My Accessories
- My Drivers
- My Trips
  - My Fleets
  - My Loads
  - My Shippers
- Reports

## Edit Form

### Company Details

Company Name*	Hino Motors Mfg USA,INC		DOT Number	DOT533443
Address*	Interchange Dr.	Country*	U.S.A	State*
				ILLINOIS
City*	Farmington Hills	Zip Code*	48335	
Mobile	9994866388	Phone	2484429077	
No. of ELD	0			

- Truck details can be edited(added/deleted)

No. of ELD

### My Truck Details

Make	Model	No of Trucks	
<input type="text" value="1"/>	<input type="text" value="model"/>	<input type="text" value="1"/>	<input type="button" value="+"/>

### Account Details

Email\*

cv.vijay@triesten.com

- Once the information is edited and you had ensured it's right hit on green option "Update"

## 3.2 ELD Settings

- In ELD Setting Menu, Vehicle duration can be tracked, enter in minutes the required time-frame you need to track it down
- Pre/post DVIR (Daily Vehicle Inspection Report) is a mandate

## Company Settings

Duration to track vehicle  
(in minutes) :\*

Pre-Trip / Post-Trip (Mandatory)

2.0

Update

Cancel

- Hit on the green option "Update" once the time is mentioned.

### 3.3 DVIR Accessories

- In DVIR Accessories, shows you mandate truck accessories list (i.e. you can find 52 listed accessories details).
- Add needed accessories by clicking on +Add accessories options on the centre-right

## Accessories List

+Add Accessories

Show 10 entries

Search:

Accessories Name	Trailer Type	Action
Other	Trailer	
Wheels and Rims	Trailer	
Tires	Trailer	
Tarpaulin	Trailer	
Suspension System	Trailer	
Roof	Trailer	
Reflectors/ Reflective Tape	Trailer	
Lights - All	Trailer	
Landing Gear	Trailer	
Hitch	Trailer	

Showing 1 to 10 of 52 entries

Previous 1 2 3 4 5 6 Next

## 4. ELD

In ELD, You can see purchased or you can buy ELD and Accessories details.

### 4.1 My ELD

- ELD purchased details are displayed.

- You can search you ELD status by clicking search and have to enter your reference no. or Invoice no.

### ELD Details

[Buy ELD](#)

Show  entries Search:

Date	Reference Id ↑↓	Invoice No ↑↓	Plan ↑↓	SSID ↑↓	Amount (\$) ↑↓	Payment Status ↑↓	Action ↓
09-Aug-2017	34855237	1502253242813	1 Month		25.0	Success	
08-Aug-2017	34849993	1502225172953	1 Month		25.0	Success	
02-Aug-2017	34765004	1501679544606	3 Months		69.0	Success	
02-Aug-2017	34764731	1501677679006	1 Month		25.0	Success	

Showing 1 to 4 of 4 entries Previous **1** Next

- You can also buy more ELD by clicking at top right Buy ELD button.
- Enter no of ELD's you want to buy, Coupon code (if any) and type of subscription plan.

**ELD Details**
Review Your Order
Shipping Details
Payment
Receipt

---

**ELD Details**

No. of ELD      
 Coupon Code      
 Plans

**ELD Subscription Plans**

1 Month	3 Months	6 Months	1 Year
\$ 25.0	\$ 69.0 (\$23/month)	\$ 126.0 (\$21/month)	\$ 228.

## 4.2 My Accessories

- Purchased accessories details can be viewed as shown below.
- You can search you accessories status by clicking search and have to enter your reference no. or Invoice no.



## Accessories Details

Show 10 entries

Search:

Date	Reference Id ↑↓	Invoice No ↑↓	Plan ↑↓	Accessories Name ↑↓
09-Aug-2017	34855200	1502252923706	1 Month	Data Card
03-Aug-2017	34780219	1501765252509	1 Month	Tablet Vehicle Mount and Cover - Standard or Large Tablet
03-Aug-2017	34780219	1501765252509	1 Month	Data Card
03-Aug-2017	34780218	1501765251813	12 Month	Monthly Data Plan
02-Aug-2017	34765006	1501679545858	1 Month	Data Card
02-Aug-2017	34765005	1501679545434	12 Month	Monthly Data Plan
02-Aug-2017	34764741	1501677728990	1 Month	Data Card

Showing 1 to 7 of 7 entries

Previous 1 Next

## 5. My Driver


In My Driver shows your driver details with Driver login ID, Driver name, Driver Email, Mobile No., License number, License expiry date, State of Issue, Status and action.

Driver Login Id	Driver Name ↑↓	Driver Email ↑↓	Mobile Number ↑↓	License Number ↑↓		
↑↓	Mobile Number ↑↓	License Number ↑↓	License Expiry Date ↑↓	State of Issue ↑↓	Status ↑↓	Action ↑↓

### 5.1 Add Driver

In top right you can add multiple drivers in My Driver page.

#### Driver Details

 Add Driver

## Driver Form

Driver List

### Exemption Details \*

No Exemption  Exemption

Exemption Notes

### Category Details

Default  Personal Use  Yard Moves

### Driver Duty Limitation \*

Select

Duty Limitation can be update only before start driving through APP

### Driver Details

Driver First Name \*

Enter Driver Name

Driver Last Name \*

Enter Driver Last Name

Email \*

Enter Email

Confirm Email \*

Enter Confirm Email

Password \*

Enter Password

Confirm Password \*

Enter Confirm Password

### License Details

License Number \*

Enter License Number

State of Issue \*

Select

Expiration Date \*

Enter License Expiry Date

Cancel

Save

- Lists of driver's added displayed as seen below
- You can search your driver details by clicking search.

## Driver Details

Add Driver

Show 10 entries

Search:

Driver Login Id	Driver Name	Driver Email	Mobile Number	License Number	
28012	Sashi Kiran	mskiranrao@gmail.com	9566118328	123456	0
28011	Sara	sara.perez@simpletruckeld.com	8473549624	xxxx	1
28010	Cindu	cinduja@triesten.com	2242585424	1234567890	1

## 6 My Trips

In My Trips you can see the details of fleet, Loads and Shippers details.

### 6.1 My Fleet

- Fleet details such as VIN numbers, plate number and truck number can be added

#### Fleet Details

Show  entries Search:

Registered Date	VIN	Plate Number	Truck Number	Action
23-Feb-2017	123333333333333333	311111111111111111	1212	

Showing 1 to 1 of 1 entries

- You can add multiple fleet by clicking at top right in My Fleet page.

### Add Fleet Details ×

**VIN :\***

**Plate Number :\***

**Truck Number :**

### 6.2 My Loads

- My Load shows your trip details such as Trip number, Date, Load type, Source, Destination, Vehicle type and actions ( In action tab you can print, edit and delete your trip sheet).

## Load / Trip Sheets

[+ Add Load Sheet](#)

Load / Trip No	Date	Load Type	Source	Destination	Vehicle Type	Actions
2801	31-Jan-2017	LTL (Loose Truck Load)	KENTUCKY	KANSAS	Single	
28011	15-Aug-2017	TL (Truck Load)	DELAWARE	DIST of COL	Single	
2807	22-Jun-2017	TL (Truck Load)	GEORGIA	OHIO	Single	
28012	15-Aug-2017	LTL (Loose Truck Load)	FLORIDA	FLORIDA	Single	
2806	23-Jun-2017	TL (Truck Load)	NEW YORK	BRITISH COLUMBIA	Single	
28013	15-Aug-2017	LTL (Loose Truck Load)	FLORIDA	GEORGIA	Single	
28014	18-Aug-2017	TL (Truck Load)	ILLINOIS	ILLINOIS	Single	
2804	20-Jun-2017	TL (Truck Load)	NORTH DAKOTA	NEW MEXICO	Single	
2803	21-Jun-2017	LTL (Loose Truck Load)	NEW YORK	KANSAS	Combined	
2808	14-Nov-2017	TL (Truck Load)	ILLINOIS	MARYLAND	Single	

Showing 1 to 10 of 14 entries

Previous **1** 2 Next

- Add load sheet details like origin, destination, select drive name, vehicle type, load type and trailer number.

## Add Load Sheets

### Load Sheet Details

Load / Trip No

Date \*

Load Type \*

Origin \*

Destination \*

Add drivers \*

Vehicle Type \*

Trailer Number \*

Enter one or more trailer number comma separated.  
(Ex: 00407, 701)

Drivers

Sri ✖

[+ Add Consignment](#)

- Click Add Consignment to enter consignment information, add shipper information, consignee information and saved.

## Add Consignment ✕

### Shipper Info:

<b>Shipper *</b> <input type="text" value="Select"/>	<b>Address : *</b> <input type="text" value="Enter Address"/>	<b>Zip Code : *</b> <input type="text" value="Enter Zip Code"/>
<b>City : *</b> <input type="text" value="Enter City"/>	<b>State : *</b> <input type="text" value="Enter State"/>	

### Consignment Info:

<b>Bill Of Lading No : *</b> <input type="text" value="Enter Lading No"/>	<b>Date : *</b> <input type="text" value="Enter Date"/>	<b>Description : *</b> <input type="text" value="Enter Description"/>
<b>Type : *</b> <input type="text" value="Enter Type"/>	<b>Quantity : *</b> <input type="text" value="Enter Quantity"/>	<b>Weight (in LBS) : *</b> <input type="text" value="Enter Weight"/>
<b>Delivery Notes : *</b> <input type="text" value="Enter Delivery Notes"/>	<b>P.O Number : *</b> <input type="text" value="Enter P.O Number"/>	

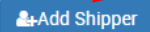
### Consignee Info:

<b>Consignee : *</b> <input type="text" value="Enter Name"/>	<b>Address : *</b> <input type="text" value="Enter Address"/>	<b>Zip Code : *</b> <input type="text" value="Enter Zip"/>
<b>City : *</b> <input type="text" value="Enter City"/>	<b>State : *</b> <input type="text" value="ILLINOIS"/>	

## 6.3. My Shipper







- My shipper menu shows the shipper information with details like shipper name, City, State, Zip Code and Action (In action tab you can print, edit and delete your shipper details)
- Add Shipper information like shipper name, address, zip code, city, select state and saved.
- Shipper details can be viewed as seen below.
-

## Shipper Details

 Add Shipper

Show  entries

Search:

Shipper Name	City	State	Zip Code	Action
SA Ship	CA	ALASKA	345	 
Washington kieran	daughter cuckoo	FLORIDA	22369	 
Sara	Schaumburg	ILLINOIS	60008	 

Showing 1 to 3 of 3 entries

Previous **1** Next

## Add Shipper Details..

Shipper :\*

Address :\*

Zip Code:\*

City :\*

State :\*

 Save

 Cancel

## 7. Reports

In the report's menu you can able to see your Driver logs, trip sheets details, Track VIN Location, VIN Location, Lat-long details, DVIR reports.

### Reports

## 7.1 Driver Logs

- By Clicking Driver Logs, You can able see to your driver logs by selecting your driver name, type of view (List view & Chart View), Date and submit.
- Shows the logs with details like Date & Time, VIN, ELD SSID, Location, Odometer, Event type, Origin and Day log.

### Driver Duty Logs

Date & Time	VIN	SSID	Location	Odometer	Eng Hours
2017-08-17 00:00:00	2NP2HM7X6JM476763	IOSIX ELD: 2456097	02 mi W F. 02 mi W FL Odessa	1607.55	72.75
2017-08-17 12:45:16.659	2NP2HM7X6JM476763	IOSIX ELD: 2456097	00 mi N F. 00 mi N FL Elfers	1613.51	73.75

## 7.2 Trip Sheets

- By Clicking Trip sheets, trip details such as Trip number, Date, Load type, Source, Destination, Vehicle type and actions ( In action tab you can print, edit and delete your trip sheet).
- You can also download your trip sheet in PDF and Excel by click at top right download button.

## Load / Trip Sheets

Download:

Show  entries

Search:

Load Date	Load / Trip No	Load Type	Source	Destination	Vehicle Type	Actions
31-Jan-2017	2801	LTL (Loose Truck Load)	KENTUCKY	KANSAS	Single	
15-Aug-2017	28011	TL (Truck Load)	DELAWARE	DIST of COL	Single	
22-Jun-2017	2807	TL (Truck Load)	GEORGIA	OHIO	Single	
15-Aug-2017	28012	LTL (Loose Truck Load)	FLORIDA	FLORIDA	Single	
23-Jun-2017	2806	TL (Truck Load)	NEW YORK	BRITISH COLUMBIA	Single	
15-Aug-2017	28013	LTL (Loose Truck Load)	FLORIDA	GEORGIA	Single	
18-Aug-2017	28014	TL (Truck Load)	ILLINOIS	ILLINOIS	Single	
20-Jun-2017	2804	TL (Truck Load)	NORTH DAKOTA	NEW MEXICO	Single	
21-Jun-2017	2803	LTL (Loose Truck Load)	NEW YORK	KANSAS	Combined	
14-Nov-2017	2808	TL (Truck Load)	ILLINOIS	MARYLAND	Single	

Showing 1 to 10 of 14 entries

Previous **1** 2 Next

## 7.3 Track VIN Location

- Here you can track your VIN location and it status.

The screenshot shows the Simple Truck ELD interface. On the left, a table titled "Vehicle Location in Google" lists truck/plate numbers and "View" buttons. A red arrow points to the "View" button for the first entry. On the right, a modal window titled "Vehicle Location Details" displays a table of location data for a specific truck.

Date & Time	Driver Name	Latitude	Longitude	Vehicle Location
Aug-05-2017 14:47:42	Triesten driver	42.0593327	-88.0306531	4728 Arbor Dr, ..
Aug-05-2017 14:49:42	Triesten driver	42.023478	-88.031876	243 Martingale ..
Aug-05-2017 14:51:59	Triesten driver	41.9809562	-88.024844	851 Expressway ..
Aug-05-2017 14:54:15	Triesten driver	41.944555	-88.0334045	940 IL-53, Itas..
Aug-05-2017 14:54:16	Triesten driver	41.944555	-88.0334045	940 IL-53, Itas..
Aug-05-2017 14:56:16	Triesten driver	41.9086443	-88.0358501	Sidney Ave, Lom..
Aug-05-2017 14:58:16	Triesten driver	41.8772744	-88.0330988	Veterans Memori..



## 7.4 Event Latitude & Longitude Details



### Event Logs - Google Map





## 7.5 DVIR – Report

- In DVIR-Report you can able to see your DVIR report status like Submitted date, Odometer reading, Vehicle location, type of trip (Pre/Post), Remark, Trailer, Selected Accessories names, Defect Status and Action (In action tab you can print, edit and delete your trip sheet).

### DVIR Report

Download:  

Submitted Date	Odometer Reading	Vehicle Location	Trip Type	Remarks	Trailer Number	Accessories Name	Defect Status	Action
15-Aug-2017 12:00:00	0	NA	pre-trip	4557	1234	Belts and Hose..	Defect	 
15-Aug-2017 11:59:59	0	NA	post-trip	test	test		None	